


Run, Ann! Run!



Read each sentence and draw a line to the picture that shows what you read.


Kim will send Ann up the ramp.
Ann will cross the ramp quick.



Next, Kim will yell “Jump!”
Ann will land the jump well.



Next is a pit stop.
Ann will jump up and sit.



Fix the Truck



Draw lines from the numbers to the sentences to show what happened first, what happened next, and what happened last.

1

The truck has a flat.

2

Dad will pull the flat off.

3

The truck hit a big rock.

Read each sentence and draw a line to the picture that shows what you read.

Dad will fill the gas can to the brim.



Dad will test the dip stick.





Read each sentence and draw a line to the picture that shows what you read.

Mag will swim lots.
Mag will swim fast.



Mag will get a stick.




A pal has sand on his hands.



The kids will fill the truck and
dump the truck.



Grant and his buds will stop
for a rest and have a snack.





Instructions are found on the next page.

1 buck bud hill	2 hill truck cluck	3 full fun ramp	4 rump damp dump	5 nuts put pull
--------------------------	-----------------------------	--------------------------	---------------------------	--------------------------

6 rub hug lug	7 run rump cross	8 bump jump trust	9 test sun fun	10 bump hug up
------------------------	---------------------------	----------------------------	-------------------------	-------------------------

11 lug jump truck	12 rub trust dump	13 bud nuts put	14 full trot pull	15 swim sun up
----------------------------	----------------------------	--------------------------	----------------------------	-------------------------



Instructions

1. Word Recognition Activity

Tell the student, “Put your finger on box #1. Now circle the word in the box that I say.” Complete all 15 boxes in this manner.

- | | | |
|----------|----------|-----------|
| 1. bud | 6. lug | 11. truck |
| 2. cluck | 7. rump | 12. rub |
| 3. fun | 8. trust | 13. put |
| 4. dump | 9. fun | 14. pull |
| 5. nuts | 10. hug | 15. sun |

2. Word Comprehension Activity

Tell the student, “Put your finger on box #1 again. Underline the word that.....”
Read the instructions for #1.

Complete all 15 boxes in this manner.

1. is when a horse jumps and kicks.
2. is a large vehicle.
3. is the opposite of empty.
4. means the back end of an animal.
5. is the opposite of push.
6. means to move your hand back and forth.
7. means to move fast.
8. means a small hill.
9. that is something in the sky.
10. is the opposite of down.
11. is similar to hop.
12. means to pour something out.
13. means a friend.
14. means a horse’s jog.
15. is what you do in water.

Level 5
Story 4

Tex
Instructions are found on the next page.

1 <u>buck</u> bud hill	2 hill <u>truck</u> cluck	3 <u>full</u> fun ramp	4 <u>rump</u> damp <u>dump</u>	5 nuts put <u>pull</u>
6 <u>rub</u> hug lug	7 <u>run</u> rump cross	8 <u>bump</u> jump trust	9 test <u>sun</u> fun	10 bump hug <u>up</u>
11 lug <u>jump</u> truck	12 rub trust <u>dump</u>	13 <u>bud</u> nuts put	14 full <u>trot</u> pull	15 <u>swim</u> sun up

homesteadreaders.com