

# Tap Tap Tap



Look at the picture and write the missing letter.



do \_ \_



f \_ \_ x



\_ \_ x



ho \_ \_



fr \_ \_ g



k \_ \_ d

# Will the Van Go?



Read each sentence and draw a line to the picture that shows what you read.


The fan belt is off.



Dad will fix it.  
Grant will help.



Dad slams the lid.



# Grant and the Logs



Draw lines from the numbers to the sentences to show what happened first, what happened next, and what happened last.

1

Next, Grant will help Dad stack the logs.

2

Dad will cut the sticks and twigs off.

3

Grant has lots of logs in a stack.

Read each sentence and draw a line to the picture that shows what you read.

Dad gets logs in. Hot logs!



Grant has a snack on a stick.




# Will Grant Get A Jack?



Read each sentence and draw a line to the picture that shows what you read.


Grant got a rod as a gift.




Grant and Dad went to a cabin.




Grant stands on the sand.



Dad got a jack.



Grant got a big jack as well!



# The Grand Canyon



Instructions are found on the next page.

1 Bob boss frog	2 spot clap hop	3 dock cross canyon	4 fond stop top	5 frog fox not
--------------------------	--------------------------	------------------------------	--------------------------	-------------------------

6 on dog hog	7 off lots lost	8 got hot Todd	9 spot dock dog	10 job Bob plod
-----------------------	--------------------------	-------------------------	--------------------------	--------------------------

11 fox ox got	12 rod odd boss	13 job top Todd	14 log hog canyon	15 clap on odd
------------------------	--------------------------	--------------------------	----------------------------	-------------------------



## Instructions

### 1. Word Recognition Activity

Tell the student, "Put your finger on box #1. Now circle the word in the box that I say." Complete all 15 boxes in this manner.

- |          |         |          |
|----------|---------|----------|
| 1. frog  | 6. on   | 11. got  |
| 2. spot  | 7. lost | 12. odd  |
| 3. cross | 8. got  | 13. Todd |
| 4. top   | 9. dock | 14. hog  |
| 5. fox   | 10. job | 15. clop |

### 2. Word Comprehension Activity

Tell the student, "Put your finger on box #1 again. Underline the word that....."  
Read the instructions for #1.  
Complete all 15 boxes in this manner.

1. means the person in charge.
2. means to jump.
3. is a floating platform on a lake.
4. is the opposite of go.
5. is a small animal that jumps.
6. is another name for a pig.
7. is the opposite of on.
8. is the opposite of cold.
9. is the opposite of barks.
10. means to walk slowly.
11. is a big animal that looks like a cow.
12. is another word for a fishing pole.
13. is the opposite of bottom.
14. is a piece of wood.
15. means strange.

Level 4  
Story 5

## The Grand Canyon

Instructions are found on the next page.

1 Bob <u>boss</u> <u>frog</u>	2 <u>spot</u> clap <u>hop</u>	3 <u>dock</u> <u>cross</u> canyon	4 fond <u>stop</u> <u>top</u>	5 <u>frog</u> <u>fox</u> not
6 <u>on</u> dog <u>hog</u>	7 <u>off</u> lots <u>lost</u>	8 <u>got</u> <u>hot</u> Todd	9 spot <u>dock</u> <u>dog</u>	10 <u>job</u> Bob <u>plod</u>
11 fox <u>ox</u> <u>got</u>	12 <u>rod</u> <u>odd</u> boss	13 job <u>top</u> <u>Todd</u>	14 <u>log</u> <u>hog</u> canyon	15 <u>clap</u> on <u>odd</u>

homesteadreaders.com