



Read each sentence and draw a line to the picture that shows what you read.

Mag naps.



Grant sat.



Mag sat.



Grant ran.



Mag ran.



Grant at Bat




Read each sentence and draw a line to the picture that shows what you read.

Grant has a bat.



Grant ran.



Glad Grant.





Read each sentence and draw a line to the picture that shows what you read.

Dan has grass.



Dan ran.




Dan ran past a cat.



Dan has a nap.



Dan is black.



Grant has a Cat



Read each sentence and draw a line to the picture that shows what you read.

Grant has a cat.



Dad can pat a cat.



Grant had a pan.



A cat has a snack.



A cat has a nap.



Grant Swam



Instructions are found on the next page.

1 fast fat sat	2 ham swam and	3 ram bam bat	4 ran pan at	5 fast past can
-------------------------	-------------------------	------------------------	-----------------------	--------------------------

6 Mag back Dad	7 lap lamb snack	8 sad glad pal	9 grass ran pan	10 damp dan mat
-------------------------	---------------------------	-------------------------	--------------------------	--------------------------

11 clap black and	12 nap has plan	13 pants cat can	14 have raft mad	15 Grant pack pat
----------------------------	--------------------------	---------------------------	---------------------------	----------------------------



Instructions

1. Word Recognition Activity

Tell the student, “Put your finger on box #1. Now circle the word in the box that I say.” Complete all 15 boxes in this manner.

- | | | |
|--------|----------|-----------|
| 1. fat | 6. Mag | 11. clap |
| 2. ham | 7. lap | 12. plan |
| 3. ram | 8. glad | 13. pants |
| 4. pan | 9. grass | 14. mad |
| 5. can | 10. mat | 15. pat |

2. Word Comprehension Activity

Tell the student, “Put your finger on box #1 again. Underline the word that.....”
Read the instructions for #1.
Complete all 15 boxes in this manner.

1. is what you would do on a chair.
2. is what Grant did in a pool.
3. is something used in baseball.
4. means to move quickly.
5. is the opposite of slow.
6. is the opposite of front.
7. is a baby sheep.
8. means a friend.
9. is a type of dish.
10. means a little wet.
11. is a color.
12. is a short daytime sleep.
13. is an animal that says “meow”.
14. is a small boat.
15. is a group of animals.

Level 1
Story 5

Grant Swam

Instructions are found on the next page.

1 fast fat sat	2 <u>ham</u> swam and	3 <u>ram</u> bam bat	4 ran pan at	5 fast past <u>can</u>
6 <u>Mag</u> back Dad	7 <u>lap</u> lamb snack	8 sad <u>glad</u> pal	9 <u>grass</u> ran pan	10 damp dan <u>mat</u>
11 <u>clap</u> black and	12 nap has <u>plan</u>	13 <u>pants</u> cat can	14 have raft <u>mad</u>	15 Grant pack <u>pat</u>

homesteadreaders.com



Read each sentence and draw a line to the picture that shows what you read.

The hens have a hen pen.



The hens peck at the scraps.



Ten hens have 10 eggs.



An egg fell.



Grant can sell the eggs.





Read each sentence and draw a line to the picture that shows what you read.

Tess has a red hat.



Tess and Dad swam.



Tess is sad.



Grant fed Tess.



Tess has a rest.





Read each sentence and draw a line to the picture that shows what you read.

Tess has a sled.




Grant led Tess and a pal.



Dad can send Grant and a sled.



Grant and a pal can yell.



Grant can get the sled back.



Mag and the Vet

Instructions are found on the next page.



1 sell fell peck	2 end sled held	3 fed egg led	4 left get wet	5 help mess eggs
---------------------------	--------------------------	------------------------	-------------------------	---------------------------

6 yell the Tess	7 yes mess sell	8 hen pen vet	9 nest rest wept	10 tell ten well
--------------------------	--------------------------	------------------------	---------------------------	---------------------------

11 nest rest pen	12 eggs went bent	13 send mend the	14 bed pet red	15 yes dress leg
---------------------------	----------------------------	---------------------------	-------------------------	---------------------------



Instructions

1. Word Recognition Activity

Tell the student, “Put your finger on box #1. Now circle the word in the box that I say.” Complete all 15 boxes in this manner.

- | | | |
|---------|----------|-----------|
| 1. peck | 6. Tess | 11. next |
| 2. end | 7. sell | 12. eggs |
| 3. led | 8. hen | 13. the |
| 4. left | 9. rest | 14. red |
| 5. help | 10. well | 15. dress |

2. Word Comprehension Activity

Tell the student, “Put your finger on box #1 again. Underline the word that.....”

Read the instructions for #1.
Complete all 15 boxes in this manner.

1. means to trade money for an item.
2. you can ride on down a snow hill.
3. is what chickens lay.
4. is the opposite of dry.
5. is the opposite of clean.
6. means to shout.
7. is the opposite of no.
8. means an animal doctor.
9. means to cry.
10. is a number.
11. means to take a break.
12. means not straight.
13. means to fix something.
14. is a place to sleep.
15. is a part of the body.

Level 2
Story 4

Mag and the Vet

Instructions are found on the next page.

1 <u>sell</u> fell <u>peck</u>	2 <u>end</u> <u>sled</u> held	3 fed <u>egg</u> <u>led</u>	4 <u>left</u> get <u>wet</u>	5 <u>help</u> <u>mess</u> eggs
6 <u>yell</u> the <u>Tess</u>	7 <u>yes</u> mess <u>sell</u>	8 <u>hen</u> pen <u>vet</u>	9 nest <u>rest</u> <u>wept</u>	10 tell <u>ten</u> <u>well</u>
11 <u>nest</u> <u>rest</u> pen	12 <u>eggs</u> went <u>bent</u>	13 send <u>mend</u> <u>the</u>	14 <u>bed</u> pet <u>red</u>	15 yes <u>dress</u> <u>leg</u>

homesteadreaders.com



Read each sentence and draw a line to the picture that shows what you read.

Lil



Kim and Lil



Kim can rest and pet Ann.



Lil is fast.



Kim sits in the grass
and has a rest.



Jill and a Lamb



Read each sentence and draw a line to the picture that shows what you read.

Jill will lick the lamb.



Jill and the pals have a grass snack.




Jill has a drink.



The lamb has a milk snack.



Grant led a big lamb.





Read each sentence and draw a line to the picture that shows what you read.

Grant is in bed.



Dad sent Grant to the hen pen to get the eggs.



Dad cracks the eggs in the pan.



Grant drinks his skim milk.



Dad will pass an egg.



The Fast Big Rig



Read each sentence and draw a line to the picture that shows what you read.

Grant will lift the bin lid.



The kids have big rigs.



Grant will link the tracks.



The big rig is fast in the track.



Grant will get the bin
on the rack.



Finn and His Pals



Instructions are found on the next page.

1 grin bin lift	2 fill Finn sit	3 brim skim kids	4 tint lick lid	5 tip sniff zip
--------------------------	--------------------------	---------------------------	--------------------------	--------------------------

6 sip six in	7 big rig will	8 six sip zig	9 trick his quick	10 twig twin milk
-----------------------	-------------------------	------------------------	----------------------------	----------------------------

11 drink link fix	12 did stick sprint	13 wink Lil Jill	14 Kim kiss yip	15 rig tip zip
----------------------------	------------------------------	---------------------------	--------------------------	-------------------------



Instructions

1. Word Recognition Activity

Tell the student, "Put your finger on box #1. Now circle the word in the box that I say." Complete all 15 boxes in this manner.

- | | | |
|---------|----------|-----------|
| 1. lift | 6. sip | 11. drink |
| 2. fill | 7. rig | 12. did |
| 3. brim | 8. zig | 13. Jill |
| 4. lick | 9. trick | 14. Kim |
| 5. tip | 10. twin | 15. tip |

2. Word Comprehension Activity

Tell the student, "Put your finger on box #1 again. Underline the word that....."
Read the instructions for #1.

Complete all 15 boxes in this manner.

1. means to smile.
2. is what you would do on a chair.
3. is another word for children
4. means color.
5. is what a dog does when smelling.
6. is a number.
7. means large.
8. means to have a drink.
9. means fast.
10. is another name for a stick.
11. means to repair something.
12. means to run fast.
13. means to blink with one eye.
14. means to bark.
15. another name for a truck.

Level 3
Story 5

Finn and His Pals
Instructions are found on the next page.

1 <u>grin</u> bin <u>lift</u>	2 <u>fill</u> Finn <u>sit</u>	3 <u>brim</u> skim <u>kids</u>	4 <u>tint</u> <u>lick</u> lid	5 <u>tip</u> <u>sniff</u> zip
6 <u>sip</u> <u>six</u> in	7 <u>big</u> <u>rig</u> will	8 six <u>sip</u> <u>zig</u>	9 <u>trick</u> his <u>quick</u>	10 <u>twig</u> <u>twain</u> milk
11 <u>drink</u> link <u>fix</u>	12 <u>did</u> stick <u>sprint</u>	13 <u>wink</u> Lil <u>Jill</u>	14 <u>Kim</u> kiss <u>yip</u>	15 <u>rig</u> <u>tip</u> zip

homesteadreaders.com

Tap Tap Tap



Look at the picture and write the missing letter.



do _ _



f _ _ x



_ _ x



ho _ _



fr _ _ g



k _ _ d

Will the Van Go?



Read each sentence and draw a line to the picture that shows what you read.

The fan belt is off.



Dad will fix it.
Grant will help.



Dad slams the lid.



Grant and the Logs



Draw lines from the numbers to the sentences to show what happened first, what happened next, and what happened last.

1

Next, Grant will help Dad stack the logs.

2

Dad will cut the sticks and twigs off.

3

Grant has lots of logs in a stack.

Read each sentence and draw a line to the picture that shows what you read.

Dad gets logs in. Hot logs!



Grant has a snack on a stick.




Will Grant Get A Jack?



Read each sentence and draw a line to the picture that shows what you read.


Grant got a rod as a gift.




Grant and Dad went to a cabin.




Grant stands on the sand.



Dad got a jack.



Grant got a big jack as well!



The Grand Canyon



Instructions are found on the next page.

1 Bob boss frog	2 spot clap hop	3 dock cross canyon	4 fond stop top	5 frog fox not
--------------------------	--------------------------	------------------------------	--------------------------	-------------------------

6 on dog hog	7 off lots lost	8 got hot Todd	9 spot dock dog	10 job Bob plod
-----------------------	--------------------------	-------------------------	--------------------------	--------------------------

11 fox ox got	12 rod odd boss	13 job top Todd	14 log hog canyon	15 clap on odd
------------------------	--------------------------	--------------------------	----------------------------	-------------------------



Instructions

1. Word Recognition Activity

Tell the student, “Put your finger on box #1. Now circle the word in the box that I say.” Complete all 15 boxes in this manner.

- | | | |
|----------|---------|----------|
| 1. frog | 6. on | 11. got |
| 2. spot | 7. lost | 12. odd |
| 3. cross | 8. got | 13. Todd |
| 4. top | 9. dock | 14. hog |
| 5. fox | 10. job | 15. clop |

2. Word Comprehension Activity

Tell the student, “Put your finger on box #1 again. Underline the word that.....”
Read the instructions for #1.
Complete all 15 boxes in this manner.

1. means the person in charge.
2. means to jump.
3. is a floating platform on a lake.
4. is the opposite of go.
5. is a small animal that jumps.
6. is another name for a pig.
7. is the opposite of on.
8. is the opposite of cold.
9. is the opposite of barks.
10. means to walk slowly.
11. is a big animal that looks like a cow.
12. is another word for a fishing pole.
13. is the opposite of bottom.
14. is a piece of wood.
15. means strange.

Level 4
Story 5

The Grand Canyon

Instructions are found on the next page.

1 Bob <u>boss</u> <u>frog</u>	2 <u>spot</u> clap <u>hop</u>	3 <u>dock</u> <u>cross</u> canyon	4 fond <u>stop</u> <u>top</u>	5 <u>frog</u> <u>fox</u> not
6 <u>on</u> dog <u>hog</u>	7 <u>off</u> lots <u>lost</u>	8 <u>got</u> <u>hot</u> Todd	9 spot <u>dock</u> <u>dog</u>	10 <u>job</u> Bob <u>plod</u>
11 fox <u>ox</u> <u>got</u>	12 <u>rod</u> <u>odd</u> boss	13 job <u>top</u> <u>Todd</u>	14 <u>log</u> <u>hog</u> canyon	15 <u>clap</u> on <u>odd</u>


homesteadreaders.com

Run, Ann! Run!



Read each sentence and draw a line to the picture that shows what you read.


Kim will send Ann up the ramp.
Ann will cross the ramp quick.



Next, Kim will yell “Jump!”
Ann will land the jump well.



Next is a pit stop.
Ann will jump up and sit.



Fix the Truck



Draw lines from the numbers to the sentences to show what happened first, what happened next, and what happened last.

1

The truck has a flat.

2

Dad will pull the flat off.

3

The truck hit a big rock.

Read each sentence and draw a line to the picture that shows what you read.

Dad will fill the gas can to the brim.



Dad will test the dip stick.





Read each sentence and draw a line to the picture that shows what you read.

Mag will swim lots.
Mag will swim fast.



Mag will get a stick.



A pal has sand on his hands.



The kids will fill the truck and
dump the truck.



Grant and his buds will stop
for a rest and have a snack.





Instructions are found on the next page.

1 buck bud hill	2 hill truck cluck	3 full fun ramp	4 rump damp dump	5 nuts put pull
--------------------------	-----------------------------	--------------------------	---------------------------	--------------------------

6 rub hug lug	7 run rump cross	8 bump jump trust	9 test sun fun	10 bump hug up
------------------------	---------------------------	----------------------------	-------------------------	-------------------------

11 lug jump truck	12 rub trust dump	13 bud nuts put	14 full trot pull	15 swim sun up
----------------------------	----------------------------	--------------------------	----------------------------	-------------------------



Instructions

1. Word Recognition Activity

Tell the student, “Put your finger on box #1. Now circle the word in the box that I say.” Complete all 15 boxes in this manner.

- | | | |
|----------|----------|-----------|
| 1. bud | 6. lug | 11. truck |
| 2. cluck | 7. rump | 12. rub |
| 3. fun | 8. trust | 13. put |
| 4. dump | 9. fun | 14. pull |
| 5. nuts | 10. hug | 15. sun |

2. Word Comprehension Activity

Tell the student, “Put your finger on box #1 again. Underline the word that.....”
Read the instructions for #1.

Complete all 15 boxes in this manner.

1. is when a horse jumps and kicks.
2. is a large vehicle.
3. is the opposite of empty.
4. means the back end of an animal.
5. is the opposite of push.
6. means to move your hand back and forth.
7. means to move fast.
8. means a small hill.
9. that is something in the sky.
10. is the opposite of down.
11. is similar to hop.
12. means to pour something out.
13. means a friend.
14. means a horse’s jog.
15. is what you do in water.

Level 5
Story 4

Tex

Instructions are found on the next page.

1 <u>buck</u> bud hill	2 hill <u>truck</u> cluck	3 <u>full</u> fun ramp	4 <u>rump</u> damp <u>dump</u>	5 nuts put <u>pull</u>
6 <u>rub</u> hug lug	7 <u>run</u> rump cross	8 <u>bump</u> jump trust	9 test <u>sun</u> fun	10 bump hug <u>up</u>
11 lug <u>jump</u> truck	12 rub trust <u>dump</u>	13 <u>bud</u> nuts put	14 full <u>trot</u> pull	15 <u>swim</u> sun up

homesteadreaders.com



Read the sentence. Then fill the bubble that matches the correct picture.

Grant held a pail.

A B C D

A



The green toad floats on a leaf.

A B C D

B



Dad did trip and fell in the pond.

A B C D

C



Dad got up and said, "The toad is a fast, wet toad. I am a not-as-fast, wet Dad!"

A B C D

D



The Sad Lamb



Draw lines from the numbers to the sentences to show what happened first, what happened next, and what happened last.

1

“Dad! I see a sad lamb!” Grant said. The lamb had lost his mom!

2

“Dad, I see the ewe!” said Grant.

3

“Get up, Grant,” said Dad. “I need you to help.”

4

Dad said, “You go and see if the ewe got into the east pen.”



The Queen's Map



Read the sentence. Then fill the bubble that matches the correct picture.

The team set off to make the map. They did hike near bees and trees.

- A
- B
- C
- D

A



Mag did tip the boat.

- A
- B
- C
- D

B



Load the gear on Tex. Tex can hike, and Tex can help.

- A
- B
- C
- D

C



Sticks and twigs made a grand fire.

- A
- B
- C
- D

D



Jay Ran Away



Read the sentence. Then fill the bubble that matches the correct picture.

Jay did like to lay on the hay,
Until the last ray of the day.

- A B C D



But the dog went on his way,
Up the road Jay did stray.

- A B C D



But the day was gray,
And the trees did sway.

- A B C D



To Jay, it was not okay.
So Jay came home and did
not delay.

- A B C D



The Tracks



Instructions are found on the next page.

1 hear gear near	2 boat coat coax	3 neat fear east	4 wait rail pail	5 bees tree creep
---------------------------	---------------------------	---------------------------	---------------------------	----------------------------

6 pine time line	7 cone rope note	8 heap smile leap	9 made stream meet	10 beast steer seek
---------------------------	---------------------------	----------------------------	-----------------------------	------------------------------

11 nail green note	12 say stray sway	13 day delay gray	14 hay lay may	15 play ray okay
-----------------------------	----------------------------	----------------------------	-------------------------	---------------------------



Instructions

1. Word Recognition Activity

Tell the student, “Put your finger on box #1. Now circle the word in the box that I say.” Complete all 15 boxes in this manner.

- | | | |
|----------|-----------|-----------|
| 1. hear | 6. time | 11. nail |
| 2. coat | 7. cone | 12. sway |
| 3. east | 8. smile | 13. delay |
| 4. rail | 9. meet | 14. may |
| 5. creep | 10. steer | 15. play |

2. Word Comprehension Activity

Tell the student, “Put your finger on box #1 again. Underline the word that.....”
Read the instructions for #1.
Complete all 15 boxes in this manner.

1. is the opposite of far away.
2. is something that floats on water.
3. means to be scared.
4. is a type of bucket.
5. is an insect that makes honey.
6. is a type of tree.
7. is thick string.
8. means to jump.
9. is like a small river.
10. is a wild animal.
11. is a colour.
12. means to wander off.
13. is a colour.
14. is dried grass for animals to eat.
15. is a beam of light.

Level 6
Story 5

The Tracks

Instructions are found on the next page.

1	(hear)	2	boat	3	neat	4	wait	5	bees
	gear		(coat)		fear		(rail)		tree
	near		coax		(east)		pail		(creep)
6	pine	7	(cone)	8	heap	9	made	10	beast
	(time)		rope		(smile)		stream		(steer)
	line		note		leap		(meet)		seek
11	(nail)	12	say	13	day	14	hay	15	(play)
	green		stray		(delay)		lay		ray
	note		(sway)		gray		(may)		okay

homesteadreaders.com



Draw lines from the numbers to the sentences to show what happened first, what happened next, and what happened last.

1

Grant ran back to the pen. The sheep ran back to the pen as well.

2

Grant did not shut the gate.

3

Grant got grain.

4

Five sheep left the pen.



Camp is Fun!



Read each sentence and draw a line to the picture that shows what you read.

“We will go and explore the camp!” Dad said. “Tess and Luke will ride but the rest of us will hike.”



At lunchtime, Grant got in line.



Next was swim time. Grant and Luke had tons of fun on the boat.



Dad got logs and made the fire. Grant sat on the bench.



At the end of the fun day, Grant went back to the cabin. He fell fast asleep.





Read the sentence. Then fill the bubble that matches the correct picture.

Grant and Dad put the gear and drinks in the truck.

- | | | | |
|-----------------------|-----------------------|-----------------------|-----------------------|
| A | B | C | D |
| <input type="radio"/> | <input type="radio"/> | <input type="radio"/> | <input type="radio"/> |

A



Dad cut the tree trunk into logs.

- | | | | |
|-----------------------|-----------------------|-----------------------|-----------------------|
| A | B | C | D |
| <input type="radio"/> | <input type="radio"/> | <input type="radio"/> | <input type="radio"/> |

B



Grandpa said, "Hurl the logs over the side into the truck, Grant."

- | | | | |
|-----------------------|-----------------------|-----------------------|-----------------------|
| A | B | C | D |
| <input type="radio"/> | <input type="radio"/> | <input type="radio"/> | <input type="radio"/> |

C



At the end of the job, the helpers sat in the shade and had a snack.

- | | | | |
|-----------------------|-----------------------|-----------------------|-----------------------|
| A | B | C | D |
| <input type="radio"/> | <input type="radio"/> | <input type="radio"/> | <input type="radio"/> |

D



The Bottle Lamb



Instructions are found on the next page.

1 he me she	2 sheep shed shake	3 wash dish bush	4 chair chat cheese	5 crunch lunch teach
----------------------	-----------------------------	---------------------------	------------------------------	-------------------------------

6 bird chirp birch	7 hurt hurl burn	8 winter alert after	9 cheer helper push	10 rush reach trailer
-----------------------------	---------------------------	-------------------------------	------------------------------	--------------------------------

11 ball small stall	12 crawl straw dawn	13 haul pause because	14 barn yard water	15 call jaw saw
------------------------------	------------------------------	--------------------------------	-----------------------------	--------------------------



Instructions

1. Word Recognition Activity

Tell the student, “Put your finger on box #1. Now circle the word in the box that I say.” Complete all 15 boxes in this manner.

- | | | |
|-----------|-------------|-------------|
| 1. he | 6. chirp | 11. small |
| 2. shed | 7. burn | 12. crawl |
| 3. wash | 8. winter | 13. because |
| 4. cheese | 9. helper | 14. yard |
| 5. crunch | 10. trailer | 15. call |

2. Word Comprehension Activity

Tell the student, “Put your finger on box #1 again. Underline the word that.....”
Read the instructions for #1.
Complete all 15 boxes in this manner.

1. means myself.
2. is an animal that says “baa”.
3. a plant with many branches.
4. is something on which to sit.
5. is the meal in the middle of the day.
6. is something that flies.
7. means to throw.
8. is the opposite of before.
9. is the opposite of pull
10. means to hurry.
11. is a small animal pen in a barn.
12. means when the sun comes up.
13. means to carry.
14. is a building in which animals live.
15. is part of the face.

Level 7
Story 4

The Bottle Lamb

Instructions are found on the next page.

1 <u>he</u> me she	2 sheep <u>shed</u> shake	3 <u>wash</u> dish <u>bush</u>	4 <u>chair</u> chat <u>cheese</u>	5 <u>crunch</u> <u>lunch</u> teach
6 <u>bird</u> <u>chirp</u> birch	7 hurt <u>hurl</u> <u>burn</u>	8 <u>winter</u> alert <u>after</u>	9 cheer <u>helper</u> <u>push</u>	10 <u>rush</u> reach <u>trailer</u>
11 ball <u>small</u> <u>stall</u>	12 <u>crawl</u> straw <u>dawn</u>	13 <u>haul</u> pause <u>because</u>	14 <u>barn</u> <u>yard</u> water	15 <u>call</u> <u>jaw</u> saw

homesteadreaders.com



Draw lines from the numbers to the sentences to show what happened first, what happened next, and what happened last.

1

Next, Grant and Grandma put dirt over the seeds.

2

Grant put water on the seeds.

3

“I will use a small digger to make a trench in the dirt.” Grant said to Grandma.

4

Next, he put the carrot seeds in the trench one at a time.





Read the sentence. Then fill the bubble that matches the correct picture.

On a hot day in July,
Across the yard the two did
fly.

- | | | | |
|-----------------------|-----------------------|-----------------------|-----------------------|
| A | B | C | D |
| <input type="radio"/> | <input type="radio"/> | <input type="radio"/> | <input type="radio"/> |



Mag and Grant hid in the hay.
“Mag! Luke got us in no
delay.”

- | | | | |
|-----------------------|-----------------------|-----------------------|-----------------------|
| A | B | C | D |
| <input type="radio"/> | <input type="radio"/> | <input type="radio"/> | <input type="radio"/> |



Next, Mom and Luke will hide.
Grant and Mag will try to
spy.

- | | | | |
|-----------------------|-----------------------|-----------------------|-----------------------|
| A | B | C | D |
| <input type="radio"/> | <input type="radio"/> | <input type="radio"/> | <input type="radio"/> |



“Just one more turn!” Grant
sang.
But Mag did bring the big,
big, gang!

- | | | | |
|-----------------------|-----------------------|-----------------------|-----------------------|
| A | B | C | D |
| <input type="radio"/> | <input type="radio"/> | <input type="radio"/> | <input type="radio"/> |





Read each sentence and draw a line to the picture that shows what you read.

Hope had just arrived. “I can be the floor sweeper,” Hope offered.



“I can be the dish washer,” Hope said.



Hope began setting the table.



All got dressed to go see the cats in the barn. The cats began jumping and climbing on the hay.



“Hope,” Miss Kim said. “It is time to go home. Come back again.”



The Strong Tractor



Read the story. Fill in the bubble next to the correct answer.

Dad drove the tractor over to the pen. He had a bale of hay on the tractor's forks.

After dropping the bale into the feeder, Dad cut the twine. Next, Grant pulled on the twine to get it off the bale.

Dad used the _____ to put the hay in the pen.

truck

shovel

tractor

trailer

After dropping the bale into the feeder, what did Dad do?

- put the tractor away in the quonset
- cut the twine.

What was Grant's job?

- pull the twine off the bale
- shut the gate



Tess Has A Birthday



Instructions are found on the next page.

1 strong spring strong	2 gang song bring	3 sky spy sly	4 dry cry cling	5 amazing arrived helped
---------------------------------	----------------------------	------------------------	--------------------------	-----------------------------------

6 cleaned cleared called	7 fixed fixing sweeper	8 opened drinking opening	9 pulled passed praised	10 north storm fork
-----------------------------------	---------------------------------	------------------------------------	----------------------------------	------------------------------

11 horse tractor visitor	12 these they thick	13 thing this three	14 both fifth cloth	15 July along them
-----------------------------------	------------------------------	------------------------------	------------------------------	-----------------------------



Instructions

1. Word Recognition Activity

Tell the student, “Put your finger on box #1. Now circle the word in the box that I say.” Complete all 15 boxes in this manner.

- | | | |
|------------|------------|-------------|
| 1. spring | 6. called | 11. visitor |
| 2. bring | 7. fixed | 12. these |
| 3. spy | 8. opening | 13. this |
| 4. cling | 9. praised | 14. cloth |
| 5. amazing | 10. north | 15. along |

2. Word Comprehension Activity

Tell the student, “Put your finger on box #1 again. Underline the word that.....”
Read the instructions for #1.
Complete all 15 boxes in this manner.

1. is the opposite of weak.
2. means a group of people.
3. means to be sneaky.
4. is something on which to sit.
5. means assisting someone else.
6. means to make an area neat and tidy.
7. means someone who sweeps the floor.
8. means to swallow water.
9. is the opposite of pushed
10. means bad weather.
11. is a big machine used on farms.
12. is the opposite of thin.
13. is a number.
14. means number five in line.
15. is a month in the summer.

Level 8
Story 5

Tess Has A Birthday

Instructions are found on the next page.

1 strong <u>spring</u> strong	2 <u>gang</u> song <u>bring</u>	3 sky <u>spy</u> <u>sly</u>	4 <u>dry</u> cry <u>cling</u>	5 <u>amazing</u> arrived <u>helped</u>
6 <u>cleaned</u> cleared <u>called</u>	7 <u>fixed</u> fixing <u>sweeper</u>	8 opened <u>drinking</u> <u>opening</u>	9 <u>pulled</u> passed <u>praised</u>	10 <u>north</u> <u>storm</u> fork
11 horse <u>tractor</u> <u>visitor</u>	12 <u>these</u> they <u>thick</u>	13 thing <u>this</u> <u>three</u>	14 both <u>fifth</u> <u>cloth</u>	15 <u>July</u> <u>along</u> them

homesteadreaders.com



Draw lines from the numbers to the sentences to show what happened first, what happened next, and what happened last.

1

Grant got the pup all moist. Then he used the dog soap to make suds on the pup.

2

“Grant, please join me in cleaning up,” Mom said. “Please coil the hose and put it away.”

3

Next, he rinsed off the pup. After the pup was clean, Grant dried the pup with a cloth.

4

“This morning, we will bath all the dogs,” Mom said. Grant filled the bath.





Dad hoisted the canoe down into the water. Grant sat down near the bow. Luke sat down in the middle. Dad sat down near the back.

“I see an owl!” Grant said. Then Grant spotted a brown cow grazing.

“A duck!” Dad said as he pointed.

Read the story. Draw lines to show where each person sat in the canoe.

Grant near the back

Luke near the bow

Dad in the middle

Draw lines to show the order in which the animals were seen..

1 brown cow

2 owl

3 duck





Read the sentence. Then fill the bubble that matches the correct picture.

Grandpa drove the tractor.
First, they had to line it up
perfect.

- | | | | |
|-----------------------|-----------------------|-----------------------|-----------------------|
| A | B | C | D |
| <input type="radio"/> | <input type="radio"/> | <input type="radio"/> | <input type="radio"/> |

A



Dad pushed the lever and
the pounder dropped down
onto the post.

- | | | | |
|-----------------------|-----------------------|-----------------------|-----------------------|
| A | B | C | D |
| <input type="radio"/> | <input type="radio"/> | <input type="radio"/> | <input type="radio"/> |

B



“I can bring you posts to
pound,” said Grant. He
pulled a post off the pile.

- | | | | |
|-----------------------|-----------------------|-----------------------|-----------------------|
| A | B | C | D |
| <input type="radio"/> | <input type="radio"/> | <input type="radio"/> | <input type="radio"/> |

C



Grant pounded the nail
until it was in all the way.

- | | | | |
|-----------------------|-----------------------|-----------------------|-----------------------|
| A | B | C | D |
| <input type="radio"/> | <input type="radio"/> | <input type="radio"/> | <input type="radio"/> |

D



Tex Gets A Trim



Instructions are found on the next page.

1 boy joy toy	2 moist coil join	3 point hoist enjoy	4 flower fowl frown	5 clown brown down
------------------------	----------------------------	------------------------------	------------------------------	-----------------------------

6 how now owl	7 wow cow bow	8 cloud crouch count	9 pouch pound round	10 sound shout south
------------------------	------------------------	-------------------------------	------------------------------	-------------------------------

11 outside noise pound	12 mound around loud	13 amount ground found	14 hoof hook took	15 stood foot good
---------------------------------	-------------------------------	---------------------------------	----------------------------	-----------------------------



Instructions

1. Word Recognition Activity

Tell the student, "Put your finger on box #1. Now circle the word in the box that I say." Complete all 15 boxes in this manner.

- | | | |
|----------|-----------|------------|
| 1. joy | 6. how | 11. noise |
| 2. join | 7. cow | 12. mound |
| 3. point | 8. count | 13. amount |
| 4. frown | 9. pound | 14. hook |
| 5. down | 10. sound | 15. good |

2. Word Comprehension Activity

Tell the student, "Put your finger on box #1 again. Underline the word that....." Read the instructions for #1. Complete all 15 boxes in this manner.

1. is something to play with.
2. means wet.
3. means to pick up.
4. is a plant.
5. is colour.
6. is a large bird
7. is the front end of a boat.
8. is something in the sky.
9. means in the shape of a circle.
10. means to yell.
11. is the opposite of inside.
12. means the opposite of quiet.
13. is the opposite of lost.
14. is a horse's foot.
15. is the opposite of sat.

Level 9
Story 4

Tex Gets A Trim

Instructions are found on the next page.

1 boy <u>joy</u> toy	2 <u>moist</u> coil <u>join</u>	3 <u>point</u> <u>hoist</u> enjoy	4 <u>flower</u> fowl frown	5 clown <u>brown</u> <u>down</u>
6 <u>how</u> now <u>owl</u>	7 wow <u>cow</u> <u>bow</u>	8 <u>cloud</u> crouch <u>count</u>	9 pouch <u>pound</u> <u>round</u>	10 <u>sound</u> <u>shout</u> south
11 <u>outside</u> <u>noise</u> pound	12 <u>mound</u> around <u>loud</u>	13 amount ground <u>found</u>	14 <u>hoof</u> <u>hook</u> took	15 <u>stood</u> foot <u>good</u>

homesteadreaders.com



Read the sentence. Then fill the bubble that matches the correct picture.

The driveway was blown in with snow. And the snow was still blowing! The barn was hard to see!

- A B C D

A



Dad and Grant went to the barn to check on the sheep. All was well.

- A B C D

B



The big tractor doors had blown in with snow. "Grant, will you help me shovel this snow?" asked Dad.

- A B C D

C



Dad got the tractor out to move the snow. The bucket could pick up so much snow!

- A B C D

D



The Camping Trip



Read the story. Fill in the bubble next to the correct answer.

It was almost suppertime when they got back to the campsite. Dad got out his hatchet. The first strike of the hatchet left a notch in the wood. The second strike of the hatchet cut the wood in two. Next, Dad started the fire with a match.

What time of day did they go back to the campsite?

morning

lunch

supper

bed

Dad used a _____ to cut the wood.

saw

ax

chisel

hatchet

To cut the wood, Dad hit the wood _____ times.

1

2

3

4





Draw lines from the numbers to the sentences to show what happened first, what happened next, and what happened last.

1

Grant woke up and came down to a big surprise. “Mag had her pups!” Grant cheered.

2

Grant continued to keep a close watch on the pups. One grew into a happy puppy named Daisy.

3

Most of the pups were lively and wiggly. They slept and ate, and ate and slept.

4

Grant had helped Dad put together the pen where Mag would have her baby pups.



The Big Race



Read the sentence. Then fill the bubble that matches the correct picture.

All were in their place.
All were set for the big race.

A B C D
O O O O



The boys took off fast.
But the dogs took off with a
blast.

A B C D
O O O O



All were keeping the pace,
Until Luke tripped and fell
on his face.

A B C D
O O O O



In the end, Mag won the race.
And got the prize for first
place.

A B C D
O O O O



Chores Are Fun!



Instructions are found on the next page.

1 blow blown snow	2 grown tomorrow show	3 asked peeked picked	4 thanked tripped tucked	5 pitch patch watched
----------------------------	--------------------------------	--------------------------------	-----------------------------------	--------------------------------

6 scratch stretch match	7 catch kitchen batch	8 puppy softly silly	9 happy hungry chilly	10 sickly cozy wiggly
----------------------------------	--------------------------------	-------------------------------	--------------------------------	--------------------------------

11 when whispered why	12 race trace grace	13 pace place face	14 blew flew threw	15 chew crew grew
--------------------------------	------------------------------	-----------------------------	-----------------------------	----------------------------



Instructions

1. Word Recognition Activity

Tell the student, "Put your finger on box #1. Now circle the word in the box that I say." Complete all 15 boxes in this manner.

- | | | |
|-----------|------------|-----------|
| 1. blown | 6. stretch | 11. why |
| 2. show | 7. catch | 12. grace |
| 3. asked | 8. silly | 13. place |
| 4. tucked | 9. hungry | 14. blew |
| 5. patch | 10. sickly | 15. grew |

2. Word Comprehension Activity

Tell the student, "Put your finger on box #1 again. Underline the word that....." Read the instructions for #1. Complete all 15 boxes in this manner.

1. is cold and white.
2. means the day after today.
3. means to look.
4. means to fall down.
5. means to throw a ball.
6. is something that starts a fire.
7. is a room in a house.
8. is a young dog.
9. means cold.
10. means warm.
11. means to talk quietly.
12. is a contest to see who is the fastest.
13. is a part of the body.
14. is something birds do.
15. is something you do when eating.

Level 10
Story 5
Chores Are Fun!
Instructions are found on the next page.

1 blow <u>blown</u> snow	2 grown tomorrow <u>show</u>	3 <u>asked</u> <u>peeked</u> picked	4 thanked <u>tripped</u> <u>tucked</u>	5 <u>pitch</u> <u>patch</u> watched
6 scratch <u>stretch</u> <u>match</u>	7 <u>catch</u> <u>kitchen</u> batch	8 <u>puppy</u> softly <u>silly</u>	9 happy <u>hungry</u> <u>chilly</u>	10 <u>sickly</u> <u>cozy</u> wiggly
11 when <u>whispered</u> <u>why</u>	12 <u>race</u> trace <u>grace</u>	13 pace <u>place</u> <u>face</u>	14 <u>blew</u> <u>flew</u> threw	15 <u>chew</u> crew <u>grew</u>

homesteadreaders.com

Donut's Lamb



“Grant please join me in the barn. I need your help,” said Dad. Grant followed Dad out of his room and put on his boots. The moon lit the dirt, and the cool breeze made Grant shiver as he went across the yard.

Once Grant was in the barn, Dad pointed. “Donut’s baby is here!” Grant cheered. Grant was full of joy.

Grant used a towel to dry her off. Next, he helped the lamb nurse. Then he fed Donut.

Read the story. Fill in the bubble next to the correct answer.

Where was Grant when Dad asked him to help?

in the quonset

in his room

outside with Mag

What time of day was it?

morning

noon

after dark

Draw lines to show the order of what Grant did for the sheep.

1

fed Donut

2

dried off the lamb

3

helped the lamb nurse





Read the sentence. Then fill the bubble that matches the correct picture.

Miss Nicole called them all into a circle.

- A B C D

A



Hope opened the paper to read the clue.

- A B C D

B



The crooks had bandanas hiding their faces and bags of gold in their hands.

- A B C D

C



Hope and Mike seized the crooks. "We got you!" Mike cheered.

- A B C D

D



Sailing the Dugout



Draw lines from the numbers to the sentences to show what happened first, what happened next, and what happened last.

1

Next, Grant climbed out of the boat onto the shore.

2

Dad held the boat steady while Grant leapt in the boat. Sailing was so much fun!

3

“Please put the paddles away,” Dad told Grant and Luke.
“We can do that!” Grant told Dad.

4

Grant ran to Dad and asked, “May I please sail the sled on the dugout?”



Blast Off!



Instructions are found on the next page.

1 roof room soon	2 food too tool	3 bloom boots cool	4 loop moon soon	5 noon room too
---------------------------	--------------------------	-----------------------------	---------------------------	--------------------------

6 mind gold wind	7 told bold behind	8 child kind find	9 flight fright tight	10 right sighed sight
---------------------------	-----------------------------	----------------------------	--------------------------------	--------------------------------

11 bright might high	12 breath leapt heavy	13 instead feather pleasant	14 sweater steady ready	15 weather leapt instead
-------------------------------	--------------------------------	--------------------------------------	----------------------------------	-----------------------------------



Instructions

1. Word Recognition Activity

Tell the student, “Put your finger on box #1. Now circle the word in the box that I say.” Complete all 15 boxes in this manner.

- | | | |
|----------|-----------|--------------|
| 1. room | 6. mind | 11. bright |
| 2. tool | 7. bold | 12. breath |
| 3. bloom | 8. find | 13. pleasant |
| 4. soon | 9. fright | 14. steady |
| 5. room | 10. sight | 15. weather |

2. Word Comprehension Activity

Tell the student, “Put your finger on box #1 again. Underline the word that.....”
Read the instructions for #1.
Complete all 15 boxes in this manner.

1. is the top part of a house.
2. is something you eat.
3. is something worn on your feet.
4. is something in the sky.
5. is the middle of the day.
6. is something worth a lot of money.
7. is the opposite of “in front”.
8. is a young person.
9. is the opposite of loose.
10. is the opposite if wrong.
11. is the opposite of low.
12. is the opposite of light.
13. is something on a bird.
14. is something warm to wear.
15. means to jump.

Level 11
Story 4

Blast Off!
Instructions are found on the next page.

1 <u>roof</u> room soon	2 <u>food</u> too <u>tool</u>	3 <u>bloom</u> <u>boots</u> cool	4 loop <u>moon</u> <u>soon</u>	5 <u>noon</u> <u>room</u> too
6 <u>mind</u> <u>gold</u> wind	7 told <u>bold</u> <u>behind</u>	8 <u>child</u> kind <u>find</u>	9 flight <u>fright</u> <u>tight</u>	10 <u>right</u> sighed <u>sight</u>
11 <u>bright</u> might <u>high</u>	12 <u>breath</u> leapt <u>heavy</u>	13 instead <u>feather</u> <u>pleasant</u>	14 <u>sweater</u> <u>steady</u> ready	15 <u>weather</u> <u>leapt</u> instead

homesteadreaders.com



Read the story. Fill in the bubble next to the correct answer.

A diligent giant is our Storm.
He does his job night and morn.
“What does he do?” you may ask.
Protecting everyone is his task.
Puppies, kitties, lambs, and babes,
All are safe when the sun fades.
He makes sure that all is right,
Even in the dead of night.



What is Storm’s job?

protect everyone

herd the sheep

pull a sled

Who does Storm keep safe?

frogs

puppies

babes

deer

lambs

rabbits

racoons

kitties

What time of day does Storm do his job?

lunchtime

suppertime

morning and night



Donut Gets A Haircut



Draw lines from the numbers to the sentences to show what happened first, what happened next, and what happened last.

1

Once all the sheep were shorn, Grant helped Mr. Chad load the sheep. Before long, Grant and Dad were on their way home with the sheep.

2

Mr. Chad had Donut sit on her back end. He used his clippers to gently shear her belly. Donut did not fidget or budge.

3

Today was shearing day. Grant and Dad hauled the ewes to Mr. Chad's farm. Mr. Chad would be shearing the sheep.

4

When Mr. Chad had finished, Donut got up and went outside. "Wow! Look at all her wool!" Grant said.



A Cowboy Story



Read the sentence. Then fill the bubble that matches the correct picture.

Before putting cattle in a pasture, a cowboy rides along the whole fenceline. If a cowboy spots a problem, he hops off and fixes it.

- A B C D



Cowboys ride through the hills and valleys to check on the cows and calves.

- A B C D



Once the calf is roped, one cowboy hops off his horse and gives the calf the medicine.

- A B C D



Cowboys need to take good care of their partner. Ranch horses work hard, and it is important they get plenty of water.

- A B C D



The Huge Fire



Instructions are found on the next page.

1 age large cage	2 sage wage range	3 strange gently huge	4 giant gentle diligent	5 puppies babies veggies
---------------------------	----------------------------	--------------------------------	----------------------------------	-----------------------------------

6 candies kitties cookies	7 babies veggies berries	8 edge hedge budge	9 nudge fudge fidget	10 fridge edge nudge
------------------------------------	-----------------------------------	-----------------------------	-------------------------------	-------------------------------

11 journey key turkey	12 monkey valleys barley	13 calves hooves believes	14 ought fought brought	15 thought bought ought
--------------------------------	-----------------------------------	------------------------------------	----------------------------------	----------------------------------



Instructions

1. Word Recognition Activity

Tell the student, “Put your finger on box #1. Now circle the word in the box that I say.” Complete all 15 boxes in this manner.

- | | | |
|-------------|------------|-------------|
| 1. large | 6. candies | 11. turkey |
| 2. range | 7. veggies | 12. valleys |
| 3. strange | 8. budge | 13. calves |
| 4. diligent | 9. nudge | 14. brought |
| 5. babies | 10. edge | 15. ought |

2. Word Comprehension Activity

Tell the student, “Put your finger on box #1 again. Underline the word that.....”
Read the instructions for #1.
Complete all 15 boxes in this manner.

1. means how old someone is.
2. is money that is earned.
3. means very large.
4. is the opposite of rough.
5. means young dogs.
6. means young cats.
7. is a fruit.
8. is a bush.
9. is something sweet to eat.
10. is a cool place to keep food.
11. is something that unlocks a door.
12. is an animal.
13. are the feet of some animals.
14. means to fight.
15. means to pay for something.

Level 12
Story 4

The Huge Fire

Instructions are found on the next page.

1 <u>age</u> large cage	2 sage <u>wage</u> <u>range</u>	3 <u>strange</u> gently <u>huge</u>	4 giant <u>gentle</u> <u>diligent</u>	5 <u>puppies</u> <u>babies</u> veggies
6 <u>candies</u> <u>kitties</u> cookies	7 babies <u>veggies</u> <u>berries</u>	8 edge <u>hedge</u> <u>budge</u>	9 <u>nudge</u> <u>fudge</u> fidget	10 <u>fridge</u> <u>edge</u> nudge
11 journey <u>key</u> <u>turkey</u>	12 <u>monkey</u> <u>valleys</u> barley	13 <u>calves</u> <u>hooves</u> believes	14 ought <u>fought</u> <u>brought</u>	15 thought <u>bought</u> <u>ought</u>

homesteadreaders.com

How to Change the Oil



Draw lines from the numbers to the sentences to show what happened first, what happened next, and what happened last.

1

Loosten the oil pan bolt with a wrench. Then use your thumb to twist the bolt. Once the bolt is off, the oil will drain into the drain pan.

2

In order to not wreck the engine, check that the right amount of oil is in the van. You have now changed the oil!

3

While the oil is draining, remove the old oil filter. Use the oil filter wrench to loosten the filter. Then put on a new oil filter.

4

Pour the new oil. It may need a whole big jug. After pouring the oil, fasten the oil cap.



The Naughty Puppy



Read the story. Fill in the bubble next to the correct answers.

Daisy was a young pup and needed lots of training. Grant was teaching Daisy to sit, come, stay, and walk on a leash.

Daisy slipped off the leash and bolted over to the cats. Then Daisy made a dash toward the horse. Then she caught sight of a couple lambs, so she was off and running again. After he caught her, Grant gently put her leash on and walked her back to the house.

What was Grant teaching Daisy to do?

fetch

sit

shake

come

down

beg

walk on leash

stay

Where did Grant take Daisy after he caught her?

truck

garage

barn

house

Draw lines to show the order of animals that Daisy saw.

1

horse

2

cats

3

lambs





Read the sentence. Then fill the bubble that matches the correct picture.

“This is the air cart,” Uncle Larry said as he pointed to a huge white tank on wheels. “It holds the seed.”

A B C D



“This is durum wheat seed,” Uncle Larry showed Grant the seed he was holding.

A B C D



“This is the air drill,” Uncle Larry pointed at a large piece of equipment. It had a great deal of hoses, wheels, and discs.

A B C D



Uncle Larry drove and Grant sat in the passenger seat.

A B C D



Grant Visits A Dairy Farm



Instructions are found on the next page.

1 half hour climb	2 wrong wreck whole	3 design thumb doubt	4 wrench kneel known	5 palm walk wrist
----------------------------	------------------------------	-------------------------------	-------------------------------	----------------------------

6 cautious country couple	7 curious dangerous enormous	8 fabulous nervous serious	9 touched trouble young	10 naughty daughter caught
------------------------------------	---------------------------------------	-------------------------------------	----------------------------------	-------------------------------------

11 break great pear	12 tear wear break	13 piece cookie field	14 they're there's we'll	15 I'm I'll It's
------------------------------	-----------------------------	--------------------------------	-----------------------------------	---------------------------



Instructions

1. Word Recognition Activity

Tell the student, “Put your finger on box #1. Now circle the word in the box that I say.” Complete all 15 boxes in this manner.

- | | | |
|----------|--------------|-------------|
| 1. half | 6. couple | 11. great |
| 2. wreck | 7. dangerous | 12. break |
| 3. doubt | 8. serious | 13. piece |
| 4. kneel | 9. touched | 14. there's |
| 5. palm | 10. caught | 15. I'm |

2. Word Comprehension Activity

Tell the student, “Put your finger on box #1 again. Underline the word that.....”
Read the instructions for #1.
Complete all 15 boxes in this manner.

1. means an amount of time.
2. is the opposite of right.
3. is a part of the hand.
4. is a tool.
5. is a part of the body.
6. means to be careful.
7. means very large.
8. means wonderful.
9. means not very old.
10. means someone's child.
11. is a piece of fruit.
12. means to rip something.
13. is something sweet to eat.
14. means “we will”.
15. means “it is”.

Level 13
Story 4

Grant Visits A Dairy Farm

Instructions are found on the next page.

1 half	2 wrong	3 design	4 wrench	5 palm
hour	wreck	thumb	kneel	walk
climb	whole	doubt	known	wrist

6 cautious	7 curious	8 fabulous	9 touched	10 naughty
country	dangerous	nervous	trouble	daughter
couple	enormous	serious	young	caught

11 break	12 tear	13 piece	14 they're	15 I'm
great	wear	cookie	there's	I'll
pear	break	field	we'll	It's

homesteadreaders.com



Read the sentence. Then fill the bubble that matches the correct picture.

The passengers lined up in a row,
To pay the ticket agent their
admission.

A B C D

A



The engineer yelled, "All aboard!"

A B C D

B



"A blizzard and bad track conditions
Could mean you would like to sleep
For the rest of this expedition."

A B C D

C



The engineer made an inspection.

A B C D

D





Read the sentence. Then fill the bubble that matches the correct picture.

Dad and Grant had taken a walk out to the hay field. They were checking to see if the hay was ready to cut.

- A B C D

A



Grant heard a tractor coming. He went running to meet Mr. Neil.

- A B C D

B



“I would be happy to tell you about how this works,” Mr. Neil said. “This is what cuts the hay. It is like a really big lawn mower.”

- A B C D

C



Mr. Neil cruised around the field until all the hay was down.

- A B C D

D





Draw lines from the numbers to the sentences to show what happened first, what happened next, and what happened last.

1

Mr. Neil drove around and around. Every time he went by, the tractor left a windrow. Before long, the whole field was raked.

2

Mr. Neil stopped to chat before he left. “Well, I need to get back home. I’ll be back tomorrow to bale.” Mr. Neil promised.

3

Two days later Mr. Neil came back, just like he said he would. This time he had a strange implement behind his tractor.

4

Mr. Neil drove over to the field, and a moment later, the wheels on the hay rake were spinning.





Draw lines from the numbers to the sentences to show what happened first, what happened next, and what happened last.

1

“I drive right over the top of the windrows of hay, and the baler pulls the hay up inside. The baler rolls the hay around and around until it is full size.”

2

Grant got up early the next morning. He got outside just as he saw Mr. Neil coming down the road once again.

3

“The bale rolls out, and then I drive on to the next bale.”

4

“The tractor makes a beeping sounds once the bale is full sized. Then I pull a lever which opens up the back of the baler.”



Day on the Farm



Instructions are found on the next page.

1 admission attention vacation	2 destination direction duration	3 expedition information inspection	4 mention nation operation	5 permission preparation question
---	---	--	---	--

6 station conditions admission	7 attention direction nation	8 duration question exhibition	9 direction attention operation	10 permission question information
---	---	---	--	---

11 heard learn early	12 conditions cruised juice	13 fruit suitable admission	14 though trough cough	15 rough enough although
---------------------------------------	--	--	---	---



Instructions

1. Word Recognition Activity

Tell the student, “Put your finger on box #1. Now circle the word in the box that I say.” Complete all 15 boxes in this manner.

- | | | |
|---------------|--------------|--------------|
| 1. attention | 6. admission | 11. learn |
| 2. duration | 7. direction | 12. cruised |
| 3. expedition | 8. duration | 13. suitable |
| 4. nation | 9. operation | 14. cough |
| 5. permission | 10. question | 15. enough |

2. Word Comprehension Activity

Tell the student, “Put your finger on box #1 again. Underline the word that.....”
Read the instructions for #1.
Complete all 15 boxes in this manner.

1. means a trip to relax and have fun.
2. is the place where someone is going.
3. means to check something over.
4. means to say something.
5. means to get ready for something.
6. is where people go to get on a train.
7. is another name for a country.
8. is something you ask to get information
9. means the way to go.
10. means details about something.
11. is the opposite of late.
12. is something to drink.
13. is a type of food.
14. holds water for animals to drink.
15. is the opposite of smooth.

Level 14
Story 3

Day on the Farm

Instructions are found on the next page.

1 admission <u>attention</u> vacation	2 <u>destination</u> direction <u>duration</u>	3 <u>expedition</u> information <u>inspection</u>	4 <u>mention</u> <u>nation</u> operation	5 <u>permission</u> <u>preparation</u> question
6 <u>station</u> conditions <u>admission</u>	7 attention <u>direction</u> <u>nation</u>	8 <u>duration</u> <u>question</u> exhibition	9 <u>direction</u> attention <u>operation</u>	10 permission <u>question</u> <u>information</u>
11 heard <u>learn</u> <u>early</u>	12 conditions <u>cruised</u> <u>juice</u>	13 <u>fruit</u> <u>suitable</u> admission	14 though <u>trough</u> <u>cough</u>	15 <u>rough</u> <u>enough</u> although

homesteadreaders.com



Read the sentence. Then fill the bubble that matches the correct picture.

But maybe a mechanic is just
right for me.
I've got time to try things out and
see.

A B C D
O O O O



I could be a doctor and help those
who feel tough,
Who have a cough and a stomach
that feels very rough.

A B C D
O O O O



But maybe a pilot is just right for
me,
With my navigator, the world we
would see.

A B C D
O O O O



Or I could be a farmer with a
tractor and plow,
That feeds the whole country by
the sweat of his brow.

A B C D
O O O O





Draw lines from the numbers to the sentences to show what happened first, what happened next, and what happened last.

1

The train delivers the grain to a factory where it is made into flour.

2

Once the hopper is full, we empty it into a grain truck using an auger.

3

As the combine drives over the crop, the header cuts the durum wheat off near the ground. The kernels end up in a part of the combine called the hopper.

4

The grain truck takes the durum wheat to a grain elevator. Here, the grain is loaded on a train.





Draw lines from the numbers to the sentences to show what happened first, what happened next, and what happened last.

1

Ellie was missing for a few days. But one day, Grant spotted her running across the yard. He followed her as she ran into the barn and toward the hay bales.

2

On the eighth of May, Grant was alarmed! Ellie was no where to be found. He went to feed the cats, but Len was the only one around the yard.

3

As spring went on, the kittens grew bigger. Soon Ellie began taking them for trips around the yard. They learned how to climb trees and hay bales.

4

Ellie had newborn kittens! What a surprise! “Wow! Great job, Ellie!” Grant praised her. “Congratulations!”



What Will Grant Do?



Instructions are found on the next page.

1 author anniversary assembly	2 chute doctor eighth	3 legislative trophy tractor	4 weigh world responsibility	5 mayor microphone mechanic
--	--------------------------------	---------------------------------------	---------------------------------------	--------------------------------------

6 stomach sailor Saskatchewan	7 photo phone plaque	8 legislature machine eight	9 province nephew neigh	10 responsibility antique anniversary
--	-------------------------------	--------------------------------------	----------------------------------	--

11 Saskatchewan weigh phone	12 stomach doctor discussions	13 plaque weight province	14 sailor mechanic machine	15 trophy responsible unique
--------------------------------------	--	------------------------------------	-------------------------------------	---------------------------------------



Instructions

1. Word Recognition Activity

Tell the student, “Put your finger on box #1. Now circle the word in the box that I say.” Complete all 15 boxes in this manner.

- | | | |
|----------------|--------------------|-----------------|
| 1. anniversary | 6. sailor | 11. phone |
| 2. eighth | 7. plaque | 12. doctor |
| 3. trophy | 8. machine | 13. province |
| 4. weigh | 9. nephew | 14. mechanic |
| 5. microphone | 10. responsibility | 15. responsible |

2. Word Comprehension Activity

Tell the student, “Put your finger on box #1 again. Underline the word that.....”
Read the instructions for #1.
Complete all 15 boxes in this manner.

1. is someone who writes a book.
2. is someone that helps sick people.
3. is a big piece of farming equipment.
4. is the planet we live on.
5. is someone who fixes cars.
6. is part of the body.
7. is used to talk to people far away.
8. is a number.
9. is the sound a horse makes.
10. is something very old.
11. is a province in Canada.
12. means to talk with someone.
13. means how heavy something is.
14. is someone who works on a ship.
15. means not like anything else.

Level 15
Story 4

What Will Grant Do?

Instructions are found on the next page.

1 <u>author</u> anniversary assembly	2 chute <u>doctor</u> eighth	3 legislative <u>trophy</u> <u>tractor</u>	4 weigh <u>world</u> responsibility	5 mayor <u>microphone</u> <u>mechanic</u>
6 <u>stomach</u> sailor Saskatchewan	7 photo <u>phone</u> plaque	8 legislature <u>machine</u> <u>eight</u>	9 province <u>nephew</u> <u>neigh</u>	10 <u>responsibility</u> <u>antique</u> anniversary
11 <u>Saskatchewan</u> weigh phone	12 stomach <u>doctor</u> <u>discussions</u>	13 plaque <u>weight</u> <u>province</u>	14 <u>sailor</u> <u>mechanic</u> machine	15 trophy <u>responsible</u> <u>unique</u>

homesteadreaders.com